

3 Bull Out

Newsletter

Official news for the Bull City Dart League

Joyce Owens, Editor/Statistician

Fax: 1-919-287-2867

Email: stats@thebcdl.org



Welcome

Scan or email the scoresheet to me, or you can send it via US Mail.

Scoresheets are due by 8PM

Wednesday no matter what

method you choose. US Mail post marked Wednesday.

BCDL Calendar News

July 11 @ 6:30 @ Tavern
Season 79 banquet
Season 80 registration opens TBD

TBD Season 80 sign-ups

TBD Start of Season 80 regular season

Dart Community News

TDL - off-season LODs
Thursdays at the Tavern. Sign-up cutoff is 7:45 with play starting at 8pm. It's \$5 entry fee.

Season Winner

The 5 Ds

Jason Kilts

Tom Brown

Paul Jacobi

Michael Johnson

Mike Hall

Stevie Phillips

Matt Byrne

Rookie of Season

Ken Martin - 10.666

Ineligible for Tournament

Matt Shipley

Jesse Velazquez

Keyona Jordan

Please remember to notify your Host Bars of the schedule, so they are prepared for the Tournament matches.

Report all Perfect Throws

Tournament
Matches

See Last
Page

Friendly Reminder

Know the RULES and enjoy the game. If it's NOT listed on the score sheet, it didn't happen..... If in doubt, write it down.....

Wall of Shame!!!!

Week 4

Triple Penetration vs. **Army of Dartness** single crk Marcus Jordan vs Rebekah Rapoza winning player has 0 total points and losing player started with 80 points and no ending points listed.

Week 7

Part Timers! vs. **Army of Dartness** single crk RoyLee Lindsey vs Chad Rapoza losing player has no marks on back of sheet.

Week 8

Beaches of Cell Block "D" vs. **Darty Rotten Scoundrel** single crk John Bowling vs Josh Queen losing player score not devisable by three.

Week 11

Beaches of Cell Block "D" vs. **Part Timers!** single crk Zack Bowling vs Pete Stewart, Jr. losing player no crk marks on back

Week 14

Army of Dartness vs. **No Drama, Just Bulls** single 01 Ben Butler vs Todd Cherner losing player has no points remaining. & single crk Scott Whaley vs Rebekah Benson winning player no darts thrown listed

Week 15

Darty Rotten Scoundrel vs. **Army of Dartness** vs single 01 Steve Fey vs Scott Whaley losing player has no points remaining. & single crk Bob Potts vs Ben Butler losing player no points remaining.

League Contacts

President Kevin Palma
krp3224@gmail.com
(919) 864-1574

Vice President - Open
vp@thebcdl.org

Treasurer Tim Kennedy
TKennedy3390@gmail.com
(919) 806-7012

Secretary – Open

R & G PJ Sullivan
pjskcs02@nc.rr.com
(c) (919) 417-0380

Social Director John Hurld
johnhurld@gmail.com
(c) (202) 294-5472

Public Relations - Open

Webmaster Matt Heimbach
matt.heimbach@gmail.com
(c) (919) 923-0092

Stats/Newsletter Joyce Owens
alwaysright2@gmail.com
(c) (919) 886-5259

League Bars & Pubs



Bralie's Sports Bar
"1725 Carpenter Fletcher Rd.
Durham, NC 27713
919-806-1441"

The House
4310 S. Miami Blvd.
Durham, NC 27703
919-282-6564

Bralie's 2
4707 Hillsborough Rd.
Durham, NC 27705
(919) 294-9669

The Tavern
1900 W. Markham Ave.,
Durham, NC 27705
919-286-7665"

DJs
3219 Old Chapel Hill Rd
Durham, NC 27707 ·
(919) 419-9791

Any new bars? Let them know
about the league.

Maps driving directions are provided
by Google are available at
<http://www.thebcdl.org/barCode/bars/>

Don't Do It

- ⇒ Don't use a player that has not been approved by the Executive Council (contact Maridy Knight ahead of time) and paid for. ____
- ⇒ Don't use a player in Doubles or 801 who was not listed to play *and* present during singles.
- ⇒ Don't forget to properly fill out the handicap data on the scoresheet

(repeated mistakes result in penalties).

- ⇒ Don't fill out a cricket scoreboard on the scoresheet while its game is still in progress. You know who you are, and so do we.
- ⇒ Don't forget to read the newsletter each week **before** you start the match.
- ⇒ Don't forget to contact Joyce P. Owens (League Statistician) in advance in case you need to reschedule a match.
- ⇒ Don't forget to be sportsmanlike, tip the bartender, and help clean up the empties.
- ⇒ Don't drink and attempt to drive. We want your money next season, too.

Editor Notes

Scoresheets:

Remember, it is the *winning* team that is responsible for getting their score sheet to **Joyce P. Owens**. It must have a Wednesday postmark if mailed, or be faxed **or emailed** by Wednesday 8 pm to avoid penalties. Current penalties for late score sheets are 5 points for a Thursday postmark, email or fax, 8 points for a Friday postmark, email or fax, and all points thereafter. The *losing* team should keep their copy. If the winning score sheet is lost, the losing team will only get their points if they can produce their copy. **It is the responsibility of both teams to verify that all information on the score sheet is correct before it is sent in.**

If any team needs to add a player throughout the season, they must first have the Executive Councils' approval. Captains need to contact **Tim Kennedy** to do this. Approval is required 72 hours prior to the first match played. After approval, the new person must then be paid for before

they play.

Eligibility

To be eligible to play in the mugs tournament, a player must be listed and present in at least half of the team's regular matches and/or a third of the team's sets (there are five sets per match). Teams that receive a match forfeit will receive credit for one match and five sets for all active team members. A player must play in at least 50% of their team's regular season singles sets for singles awards. For overall awards, a player must play in at least 60% of the regular season sets for their team.

Eligibility

Tournament

9 matches or 30 games

Singles awards:
18 games

Overall /President Awards:
54 games

Division medians
10.77

Rules

Article VI - The Scoresheet - Recording and Reporting Match Results.

D.2. Teams that chronically do not record or improperly record handicap games will be assessed a penalty and have points removed from their team totals. After two warnings (either by person-to-person communication or by indication of such problems on the front page of the newsletter), teams involved in improperly recorded games will be penalized the value of the game points for further omissions or errors.

Player	Hppd	301	Crk	601	Dcrk	801	Asp	gms	ASP%	Played%	Player	Hppd	301	Crk	601	Dcrk	801	Asp	gms	ASP%	Played%
Army of Dartness : A Division																					
Scott Whaley	14.59	15-3	13-5	13-3	10-8	2-4	71	76	0.934	0.844											
Paula Whaley	8.15	8-10	1-3	13-5	2-3	6-12	8	63	0.127	0.7											
Steve Werner	11.95	5-4	1-3	5-4	2-0	3-5	7	32	0.219	0.356											
Ben Butler	12.02	4-6	10-6	6-6	8-8	6-7	24	67	0.358	0.744											
Chad Rapoza	11.53	6-8	5-12	8-6	8-10	5-11	23.5	79	0.297	0.878											
Rebekah Rapoza	6.92	1-2	0-13	1-2	6-7	2-9	5	43	0.116	0.478											
Beaches of Cell Block "D" : A Division											Got Mojo? : A Division										
Bob Rankl	9.93	5-4	1-7	4-5	3-5	5-4	12.5	43	0.291	0.478	Tammy Barnes	9.06	9-4	5-7	5-11	4-8	8-5	13.5	66	0.205	0.733
Steve Turner	10.31	4-6	1-7	5-4	3-5	3-4	7	42	0.167	0.467	PJ Sullivan	15.02	7-4	12-4	6-3	8-8	9-7	47.5	68	0.699	0.756
Dave Peterson	12.07	10-5	5-6	5-6	3-7	7-5	12	59	0.203	0.656	Tim Kennedy	13.41	9-7	9-7	6-7	7-5	8-6	30	71	0.423	0.789
John Bowling	10.48	7-5	1-11	5-9	3-11	3-5	20	60	0.333	0.667	Kristin Sullivan	8.98	6-8	4-7	7-6	7-6	8-2	9	61	0.148	0.678
Zack Bowling	10.65	6-3	6-3	4-5	3-5	4-8	13.5	47	0.287	0.522	Taylor Smith	9.77	4-6	1-8	4-7	4-4	6-4	3.5	48	0.073	0.533
Kyle Peterson	10.81	2-3	6-7	5-5	4-9	3-10	11.5	54	0.213	0.6	Matt Shipley	14.83	0-0	0-0	0-0	0-0	0-0	0	0	0	0
Luke Bowling	10.9	5-7	9-2	6-4	5-6	3-8	16.5	55	0.3	0.611	Chris Haire	10.75	2-5	4-3	4-5	6-4	5-3	14.5	41	0.354	0.456
Darty Rotten Scoundrels : A Division											No Drama, Just Bulls : A Division										
Mike Evans	9.81	3-5	2-5	1-5	0-3	2-1	9	27	0.333	0.3	Clare Mullman	9.67	4-10	5-5	3-11	4-6	11-4	9	63	0.143	0.7
Randy Hirneisen	9.43	0-4	2-6	1-6	0-5	2-3	6.5	29	0.224	0.322	Rebekah Benson	9.79	6-5	2-7	5-5	5-6	6-2	10.5	49	0.214	0.544
Kevin Carter	11.48	3-7	9-8	5-7	2-14	1-7	20	63	0.317	0.7	John Hurd	9.94	2-7	5-9	6-6	9-6	11-4	18	65	0.277	0.722
Josh Queen	9.95	4-4	5-5	4-4	4-5	3-7	14	45	0.311	0.5	Todd Cherner	13.38	4-7	10-4	7-4	5-9	8-3	32.5	61	0.533	0.678
Kevin Palma	9.85	4-12	2-1	7-9	3-5	8-9	6.5	60	0.108	0.667	Jackson Lee	11.48	7-6	6-6	4-9	2-6	8-4	12	58	0.207	0.644
Bob Potts	9.01	5-9	5-7	6-7	6-9	6-8	18	68	0.265	0.756	Michael Berg	12.22	10-4	8-5	7-5	7-7	8-3	33.5	64	0.523	0.711
Steve Fey	8.92	4-8	2-13	2-8	5-11	6-9	12	68	0.176	0.756	No Whammies : A Division										
Getting the Band Back Together : A Division											Joyce Owens	8.74	3-11	0-4	5-10	6-1	4-4	4.5	48	0.094	0.533
Dawn Bordeaux	9.45	4-7	1-3	2-7	1-2	0-2	5	29	0.172	0.322	Mark Boudreaux	11.44	9-8	9-5	3-10	4-9	9-6	18	72	0.25	0.8
Paula Brown	9.19	1-11	0-3	5-8	0-3	4-5	2.5	40	0.063	0.444	Steve Evans	11.04	7-6	6-10	7-5	7-8	9-7	27.5	72	0.382	0.8
Dave McEwen	13.22	8-4	9-9	4-3	7-11	6-11	29	72	0.403	0.8	Nathan Russell	11.21	5-10	4-3	4-4	7-6	4-4	13.5	51	0.265	0.567
Chris Smith	10.46	6-5	1-4	4-10	1-5	4-5	2	45	0.044	0.5	Jordan Smith	9.07	0-6	0-5	1-3	1-1	1-2	2	20	0.1	0.222
Dan Therrien	11.21	2-5	8-7	3-7	3-10	4-10	22.5	59	0.381	0.656	Mike Cole	16.41	2-2	10-2	3-5	8-4	5-6	37	47	0.787	0.522
Jen Therrien	9.95	3-2	2-6	4-5	3-4	4-3	4	36	0.111	0.4	Taylor Ardito	10.08	2-1	6-8	5-7	5-5	8-3	10	50	0.2	0.556
Larry Dugger	9.48	2-2	1-7	2-2	3-7	2-3	5	31	0.161	0.344	Part Timers! : A Division										
Ken Martin	10.74	4-6	2-9	4-2	8-4	4-5	8	48	0.167	0.533	Tim Mozzetti	17.59	7-3	8-2	9-1	10-1	5-5	76.5	51	1.5	0.567
											Sid Mitchell	18.18	8-4	10-3	11-4	14-1	9-6	96	70	1.371	0.778
											Dean Cusher	14.51	5-4	6-1	5-1	9-0	4-4	21.5	39	0.551	0.433
											Pete Stewart	13.19	5-4	6-1	4-3	6-1	1-5	27.5	36	0.764	0.4
											Pete Stewart, Jr.	21.08	7-0	7-0	5-2	5-1	4-2	67.5	33	2.045	0.367
											Grey Jones	15.99	3-5	8-2	8-1	10-0	6-4	58	47	1.234	0.522
											RoyLee Lindsey	16.81	10-2	8-5	12-1	9-0	7-5	58	59	0.983	0.656
											Jesse Velazquez	10.77	0-0	0-0	0-0	0-0	0-0	0	0	0	0

The 5 Ds : A Division

Jason Kilts	13.54	6-3	3-2	4-3	5-1	4-2	15	33	0.455	0.367
Tom Brown	18.89	11-3	15-1	8-6	11-3	11-3	112.5	72	1.563	0.8
Paul Jacobi	13.08	7-6	7-3	8-3	10-2	7-2	28.5	55	0.518	0.611
Michael Johnson	19.6	11-1	12-1	8-3	9-2	8-5	98	60	1.633	0.667
Mike Hall	14.66	7-1	4-2	6-1	7-1	3-3	26	35	0.743	0.389
Stevie Phillips	25.23	8-2	9-1	8-2	10-0	7-3	151.5	50	3.03	0.556
Matt Byrne	14.14	4-2	7-5	8-4	8-3	8-6	33	55	0.6	0.611

Triple Penetration : A Division

Carl McMillon	10.64	8-8	5-9	6-5	5-10	6-8	15.5	70	0.221	0.778
Ashley Daye	12.56	7-5	12-5	5-9	4-12	4-6	26	69	0.377	0.767
Mike Rose	13.11	1-2	3-3	2-4	1-5	3-3	21.5	27	0.796	0.3
Marquis Moore	8.75	5-4	0-3	4-5	0-2	4-5	2.5	32	0.078	0.356
John Stinson	10.46	4-9	6-8	8-4	6-8	6-8	22	67	0.328	0.744
Marcus Jordan	10.8	2-4	4-1	1-5	2-3	2-3	8	27	0.296	0.3
Keyona Jordan	7.39	0-0	0-0	0-0	0-0	0-0	0	0	0	0
Chuck Stinson	7.74	1-4	0-5	0-6	2-3	3-3	1.5	27	0.056	0.3

Team Standing


Team	Pts	301	Crk	601	DCK	801	ASP	W/L	TSPPD
1 The 5 Ds	257	54-18	57-15	25-11	30-6	12-6	464.5	17-1	17.687
2 Part Timers!	256	45-23	53-15	27-7	32-2	9-8	405	16-2	17.14
3 Got Mojo?	173	37-35	35-37	16-20	18-18	11-7	118	11-7	11.357
4 No Drama, Just Bulls	172	33-39	36-36	16-20	16-20	13-5	115.5	10-8	11.023
5 Army of Dartness	165	39-33	30-42	23-13	18-18	6-12	138.5	11-7	11.41
6 No Whammies	159	28-44	35-37	14-22	19-17	10-8	112.5	6-12	11.27
7 Beaches of Cell Block "D"	147	39-33	29-43	17-19	12-24	7-11	93	7-11	10.778
8 Getting the Band Back Together	129	30-42	24-48	14-22	13-23	7-11	78	4-14	10.714
9 Triple Penetration	125	28-40	30-38	13-21	10-23	7-10	97	3-15	11.026
10 Darty Rotten Scoundrels	117	23-49	27-45	13-23	10-26	7-11	86	5-13	9.784





HOT SHOTS SEASON 79



Low Singles 301	Low Singles Cricket	High Outs
<p>A Division 10 dart (316) – 1/17/2023 Part Timers! – Grey Jones</p>	<p>A Division 22 dart (+240) – 3/14/2023 The 5 Ds – Stevie Phillips</p>	<p>A Division T70 dart – 4/11/2023 The 5 Ds Michael Johnson</p>
Low Doubles 601	Low Doubles Cricket	Low 4 Person 801
<p>A Division 27 dart (676) – 2/21/2023 Part Timers! Sid Mitchell & RoyLee Lindsay</p>	<p>A Division 23 dart (+150) – 4/25/2023 The 5 Ds Paul Jacobi & Stevie Phillips</p>	<p>A Division 37 dart (801) – 5/2/2023 The 5 Ds Stevie Phillips , Paul Jacobi, Tom Brown & Matt Byrne</p>
Perfect Throws	Perfect Throws	Perfect Throws / Rookies
<p>Ton 80s 2/07/2023 The 5 Ds - Tom Brown 3/14 & 4/25 & 5/2 & 5/9/2023 & 5/30 The 5 Ds - Stevie Phillips 3/21/2023 - Part Timers! – Pete Stewart, Jr. 4/11/2023 The 5 Ds - Michael Johnson 4/25 & 5/2/2023 - Part Timers! – Sid Mitchell</p> <p>Ton 71s 2/21/2023 Got Mojo? – Tim Kennedy 4/11/2023 The 5 Ds – Paul Jacobi 6/6/2023 Tourney Triple Penetration – Carl McMillon</p>	<p>9 Marks 1/17/2023 - The 5 Ds – Paul Jacobi 1/17/2023 – Got Mojo?– PJ Sullivan 1/24/2023 - The 5 Ds– Michael Johnson 1/24/2023 - No Drama, Just Bulls– Rebekah Benson 2/21/2023 (2) & 4/11/2023- Part Timers! – Pete Stewart, Jr. 3/07/2023 – Got Mojo?– Kristin Sullivan 3/07 & 3/14 & 5/2/ & 5/16/2023 – The 5 Ds – Stevie Phillips 3/21/2023 - Part Timers! – Tex Mozzetti 4/4/2023 - Todd Cherner – No Drama, Just Bulls 5/9/2023 - Part Timers! – Sid Mitchell 5/9/2023 - Army of Dartness – Scott Whaley</p> <p>8 Marks (trip, trip + 2B) 1/24/2023 - The 5 Ds– Stevie Phillips 5/30/2023 - Part Timers! - Sid Mitchell</p>	<p>7 Marks (4B + trip) none reported 6 Bulls none reported</p> <p>Steve Fey - 8.587 Taylor Ardito - 9.341 Chuck Stinson - 7.743 Ken Martin - 10.666</p> 

Overall Singles				
	Player	Record	Win %	Played %
1	Michael Johnson	23-2	0.92	0.694
2	Tom Brown	26-4	0.867	0.833
3	Stevie Phillips	17-3	0.85	0.556
4	Scott Whaley	28-8	0.778	1
5	Tim Mozzetti	15-5	0.75	0.556
6	Sid Mitchell	18-7	0.72	0.694
	RoyLee Lindsey	18-7	0.72	0.694
8	PJ Sullivan	19-8	0.704	0.75
9	Michael Berg	18-9	0.667	0.75
	Zack Bowling	12-6	0.667	0.5

Womens Singles				
	Player	Record	Win %	Played %
1	Tammy Barnes	14-11	0.56	0.694
2	Paula Whaley	9-13	0.409	0.611
3	Kristin Sullivan	10-15	0.4	0.694
	Rebekah Benson	8-12	0.4	0.556
5	Clare Mullman	9-15	0.375	0.667
6	Joyce Owens	3-15	0.167	0.5

Overall Doubles				
	Player	Record	Win %	Played %
1	RoyLee Lindsey	21-1	0.955	0.611
2	Sid Mitchell	25-5	0.833	0.833
3	Paul Jacobi	18-5	0.783	0.639
4	Michael Johnson	17-5	0.773	0.611
5	Matt Byrne	16-7	0.696	0.639
6	Tom Brown	19-9	0.679	0.778
7	Scott Whaley	23-11	0.677	0.944
8	Paula Whaley	15-8	0.652	0.639
9	PJ Sullivan	14-11	0.56	0.694
10	John Hurd	15-12	0.556	0.75

Womens Doubles				
	Player	Record	Win %	Played %
1	Paula Whaley	15-8	0.652	0.639
2	Kristin Sullivan	14-12	0.539	0.722
3	Joyce Owens	11-11	0.5	0.611
4	Taylor Ardito	10-12	0.455	0.611
5	Tammy Barnes	9-19	0.321	0.778

Overall Doubles				
	Player	Record	Win %	Played %
1	RoyLee Lindsey	21-1	0.955	0.611
2	Sid Mitchell	25-5	0.833	0.833
3	Paul Jacobi	18-5	0.783	0.639
4	Michael Johnson	17-5	0.773	0.611
5	Matt Byrne	16-7	0.696	0.639
6	Tom Brown	19-9	0.679	0.778
7	Scott Whaley	23-11	0.677	0.944
8	Paula Whaley	15-8	0.652	0.639
9	PJ Sullivan	14-11	0.56	0.694
10	John Hurd	15-12	0.556	0.75

Womens Doubles				
	Player	Record	Win %	Played %
1	Paula Whaley	15-8	0.652	0.639
2	Kristin Sullivan	14-12	0.539	0.722
3	Joyce Owens	11-11	0.5	0.611
4	Taylor Ardito	10-12	0.455	0.611
5	Tammy Barnes	9-19	0.321	0.778
6	Clare Mullman	7-17	0.292	0.667

Overall				
	Player	Record	Win %	Played %
1	Michael Johnson	48-12	0.8	0.667
2	RoyLee Lindsey	46-13	0.78	0.656
3	Tom Brown	56-16	0.778	0.8
4	Sid Mitchell	52-18	0.743	0.778
5	Paul Jacobi	39-16	0.709	0.611
6	Scott Whaley	53-23	0.697	0.844
7	Matt Byrne	35-20	0.636	0.611
8	Michael Berg	40-24	0.625	0.711
9	PJ Sullivan	42-26	0.618	0.756
10	Todd Cherner	34-27	0.557	0.678

Womens Overall				
	Player	Record	Win %	Played %
1	Kristin Sullivan	32-29	0.525	0.678
2	Paula Whaley	30-33	0.476	0.7
3	Tammy Barnes	31-35	0.47	0.733
4	Clare Mullman	27-36	0.429	0.7

Overall ASP's

	Player	ASP's	Games	Played %
1	Michael Johnson	98	60	0.667
2	Tom Brown	112.5	72	0.8
3	Sid Mitchell	96	70	0.778
4	RoyLee Lindsey	58	58	0.644
5	Scott Whaley	71	76	0.844
6	PJ Sullivan	47.5	68	0.756
7	Matt Byrne	33	55	0.611
8	Todd Cherner	32.5	61	0.678
9	Michael Berg	33.5	64	0.711
10	Paul Jacobi	28.5	55	0.611

Womens ASP's				
	Player	ASP's	Games	Played %
1	Tammy Barnes	13.5	66	0.733
2	Kristin Sullivan	9	61	0.678
3	Clare Mullman	9	63	0.7
4	Paula Whaley	8	63	0.7

Overall Season Points Per Dart			
	Player	PPD	Played %
1	Stevie Phillips	25.233	0.556
2	Tom Brown	19.729	0.833
3	Michael Johnson	19.369	0.694
4	Sid Mitchell	18.692	0.694
5	Tim Mozzetti	17.591	0.556
6	RoyLee Lindsey	16.655	0.667
7	Grey Jones	16.402	0.5
8	Scott Whaley	14.88	1
9	PJ Sullivan	14.625	0.75
10	Matt Byrne	14.433	0.5

Womens Season Points Per Dart			
	Player	PPD	Played %
1	Rebekah Benson	9.906	0.556
2	Kristin Sullivan	9.629	0.694
3	Clare Mullman	9.356	0.667
4	Paula Whaley	9.302	0.611

Complete listing: [Bull City Dart League \(thebcdl.org\)](http://thebcdl.org)

Mugs Tournament

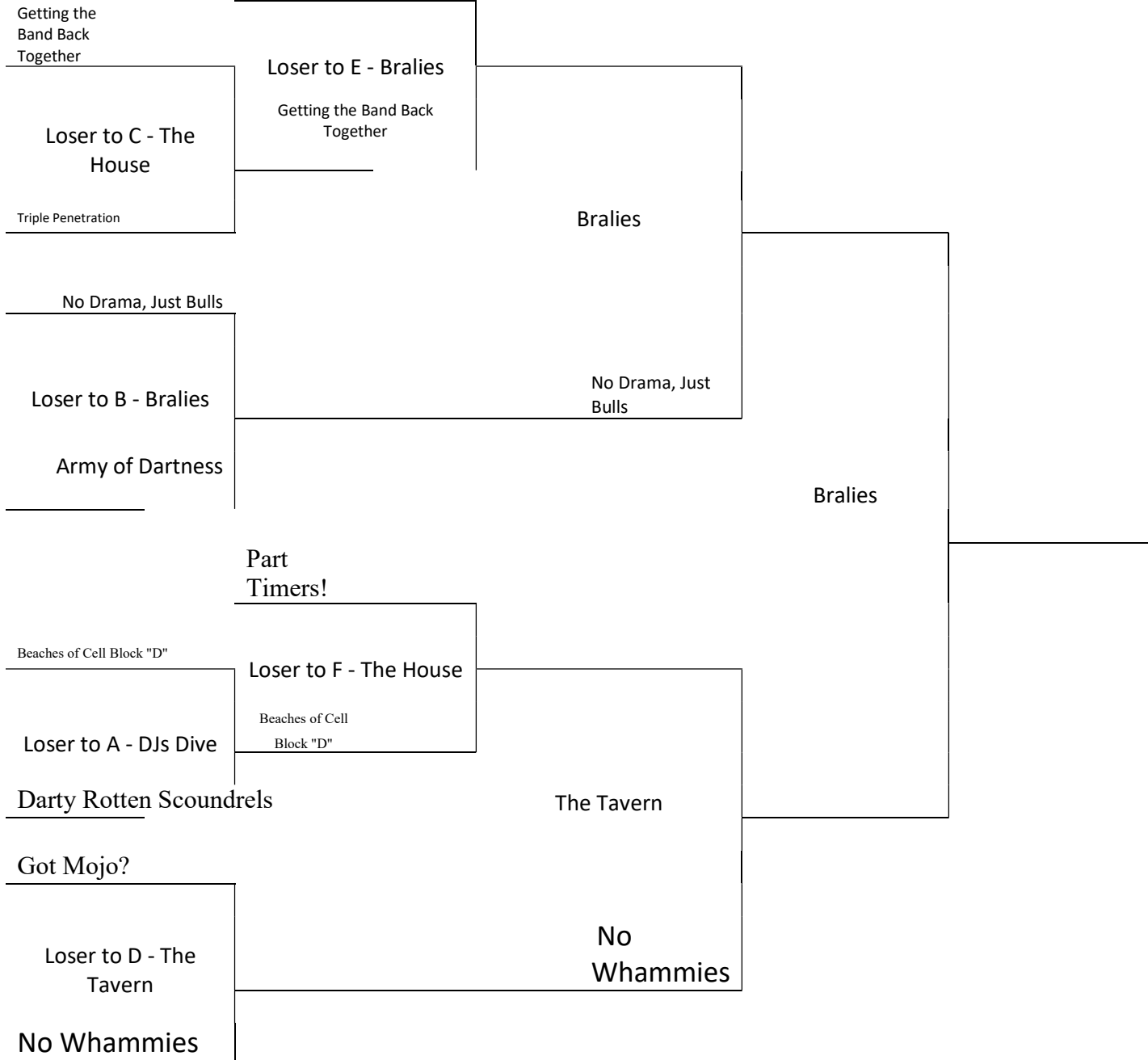
6/6/2023

6/13/2023

6/20/2023

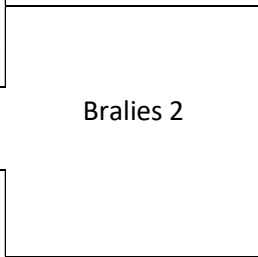
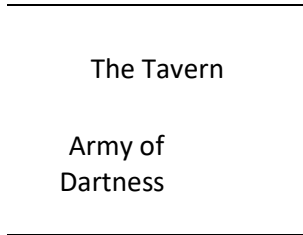
6/27/2023

The 5 Ds



Consolation Tournament

Darty
Rotten
Scoundrels



Triple Penetration

