

THE

DOUBLEOUT

Newsletter



Durham, NC

Joyce P. Owens – Editor/Statistician

Fax # 919-287-2384

BCDL Calendar News

Tue, Aug 21 Championship Night
 Tue, Sep 4 Registration ends TOP 7-9pm
 Season 43 Scheduling Meeting TOP, 9pm - ?
 Tue, Sep 11 Start of Season 43 8:00pm

Awards Banquet

Saturday September the 15th, 1:00, at The Tavern

Thought of the Day

**Blow in a dog's face he gets mad at you.
 Put him in a car he sticks his head out the window.**

LEAGUE BARS & PUB

Arnie's
 Address 1725 Carpenter Fletcher Road
 Durham, NC, 27713
 Phone 919 806-1441

Down Under Pub
 Address 802 W. Main St.
 Durham, NC 27701
 Phone 919 682-0039

Doyle's Sports Bar
 Address 3219 Old Chapel Hill Road
 Durham, NC 27707
 Phone 919 419-9791

Oh' Mulligan's
 Address 108 Jerusalem Drive
 Morrisville, NC
 Phone 919 465-1900

The Tavern
 Address 5504 Durham-Chapel Hill Blvd.
 Durham, NC 27707
 Phone 919 493-5957

Time Out Pub
 Address 4310 S. Miami Blvd.
 Durham, NC 27703
 Phone 919 544-3232

West End Tavern
 Address 1647 Cole Mill Road
 Durham, NC 27705
 Phone 919-383-9392

Rookies SPPD wk 11

Chris Gaffney	13.04
Brett Dicara	10.69
Ryan Westbrook	11.00
Shawn Stone	9.32
Sam Young	9.63
Tommy Adams	10.58
Dave Gaul	9.36
Mike Hackett	7.47
Lisa Shollenberger	6.92

Tonight's Matches




Championship Tourney
Arnie's 1 & 2
 More Cowbell @ **Driving On**

Consolation Tourney
West End Tavern 3& 4
 Inside The Wire @ **Whatever**

Next Week Matches

To be determined

Division Winners

A1 
Puppies
A2 
Objet Dee'Zire
B 
Saddle Up

Rookie for Season 42

Chris Gaffney  **13.04**

Team not Playing in Tournament

New Blood Outlawz

Ineligible for Tournament play

**Needed 17 games
 or 5 matches**

	G	M
Sam Lamson	15	4
Steve Kulig	8	2
Buffy Jones	6	2
Jose' Mickens	5	2
Chris Clewell	4	1
Christine Conwell	2	1

Slide Used

New Blood Outlawz

Hall of Shame 6/26

Puppies vs Team America match between Doug Jeffcoat and Jerry Shengulette (singles 301), Jerry lost (32 darts thrown) score not divisible by 3.

Inside the Wire vs. Dysfunctional Dogs the matches between Barbara Garmon & Sam Lamson (singles 301) Barbara lost the match (22 darts thrown) score divisible by 3

Hall of Shame 6/05

W.T.F. vs. Objet Dee'Zire the match between John Willman & Sean O'Brien (singles cricket), John lost (19 darts thrown) score not divisible by 3.

Hall of Shame 5/29

Shaken Not Stirred vs. Dysfunctional Dogs Eddie Jackson vs. Sam Lamson (singles cricket), no total points or darts thrown listed on front of score sheet

AL East vs. Fight Like Hell the match between Brett Dicara & Anthony Jones, Anthony lost matches but score was not divisible by 3.

Hall of Shame 5/15

W.T.F. vs. Puppies the match between John Poteat & Tom Redick (singles cricket), no total points or darts thrown listed on front of score sheet

Fight Like Hell vs. Inside the Wire the matches between Dave Limer & Sam Young; Brain Stinnett & Babara Garmon (single cricket) Sam & Barbara lost their matches but scores are not divisible by 3.

Executive Council

President:

Galen Johnson
 (h) (919) 269-3000
 (c) (919) 673-3758
 (w) (919) 531-9223
Galen.Johnson@sas.com
gjohnson@trantor.org

Vice-President:

Randy Wilcox
 (w) (919) 531- 0358
 (c) (919) 271- 9697
randy.wilcox@sas.com

Treasurer:

Peggy Jackson
 (h) 919-321-0691
 (w) 919-682-3200
 (c) 919-441-6919
ragdolls13@nc.rr.com

Rules & Grievances:

Tom Brown
 (c) 919-323-5775
 (h) 919-572-2227
thomaswbrown@earthlink.net
biggdogg11@earthlink.net

Secretary:

Ashleigh V. Varn
 (c-1) (919)698-3427
 (c-2) (919)698-5007
avarn@nc.rr.com

Social Director

Dee Marx
tardawgdee@earthlink.net

Public Relations:

Pete Hall
 (h) (919)530-1922
 (w) (919)929-2149
 but NOT from 1/1 to 4/15 please
peteathome@mindspring.com

Eligibility

To be eligible to play in any tournament round matches, a player must be listed and present in at least half of the team's regular matches and/or a third of the team's sets (there are five sets per match). Teams that receive a match forfeit will receive credit for one match and for five sets for all active members of the team.

Tournament Eligibility All Divisions:

5 matches or 17 games

Singles awards: 12 games

Overall awards: 30 games

Important Dates - BCDL Calendar News

Tue, Aug 21 Championship Night
 Tue, Sep 4 Registration ends TOP, 7-9pm
 Season 43 Scheduling Meeting TOP, 9pm - ?
 Tue, Sep 11 Start of Season 43 8:00pm

Awards Banquet

Saturday September the 15th, 1:00, at The Tavern

Tourney information reminder

Championship Tourney

Two teams from each 4 team division: 4 teams from the 11 team division. Wild card team will be the team with the next highest point total.

Division winners are "seeded" 1-3 based on points/tie-breakers. The remaining 6 teams will be "seeded" in the same manner.

Teams "seeded" 8-9 will play in Playoff Week 1 "Play in" match. The pairings for the remaining weeks will be randomly drawn.

Consolation Tourney

All remaining teams will be "seeded" based on point totals.

Teams 7-10 will be randomly paired and play in playoff week one.

Remaining pairings will follow the same format/drawing as "Mugs" Tourney.

All board assignment will be randomly drawn. Each team in the two tournaments will have their respective boards entered into the pool of eligible pairings. What this means is if your team decides not to participate in the tourney, your boards are not eligible for play in the tourney. Two teams sharing the same pair of boards will have that pair initially enter twice (ex. Arnie's 3-4 would be considered Arnie's

3/4 A AND Arnie's 3/4 B). Each pair of boards can only be drawn once. In the event that all eligible boards have been used and there a still remaining matches, all eligible boards will be available to be drawn again.

Overall Singles

Player	Record	Win %
1Mark Knight	12-1	0.923
2Donald Grubb	18-2	0.9
3Charlie Helms	12-3	0.8
4Doug Jeffcoat	14-4	0.778
5Chris Gaffney	10-3	0.769
6Jeff Allen	13-4	0.765
7Mark Boudreaux	15-5	0.75
Dave Annas	12-4	0.75
Ed Grubb	9-3	0.75
Wil Tan	9-3	0.75
Matt Varnadoe	9-3	0.75
12Andrew Stahl	9-4	0.692
13Jason Kilts	11-5	0.688
Peter Kozak	11-5	0.688
Tim Kennedy	11-5	0.688
16Fulton Strathern	10-5	0.667
David Limer	10-5	0.667
Jason Thomas	10-5	0.667
Chris Mincey	8-4	0.667
Matt Smith	8-4	0.667
21Adom Lubitz	11-6	0.647
Danny Cross	11-6	0.647
Mike Burton	11-6	0.647
24Bob Rankl	9-5	0.643
Wil James	9-5	0.643
26Tom Brown	10-6	0.625
27David Page	9-6	0.6
Peter Hoffmann	9-6	0.6
29Tom Redick	10-7	0.588
Jimi Brooks	10-7	0.588
Brian Stinnett	10-7	0.588
32Yu-hsien Huang	7-5	0.583
33Kenny Johnson	11-8	0.579
34Mike Reynolds	8-6	0.571
35Brett Dicara	9-7	0.563
36Dave McEwen	10-10	0.5
Greg Conaway	8-8	0.5
Randy Wilcox	8-8	0.5
Chris Smith	8-8	0.5
Jim Hunsberger	6-6	0.5
41John Strobel	7-8	0.467
John Willman	7-8	0.467
43Kyle Mills	6-7	0.462
44Eddie Jackson	7-9	0.438
Dennis Keever	7-9	0.438
46Fon Denton	6-8	0.429
47Tom Kubel	8-11	0.421
Sean O'Brien	8-11	0.421
49Tommy Adams	5-7	0.417
50Ken Persson	7-10	0.412
Ed Bahor	7-10	0.412
52Reggie Edwards	6-9	0.4
Lars Sauls	6-9	0.4
54Don Moore	7-11	0.389
55Mike Dwight	5-8	0.385
PJ Sullivan	5-8	0.385
Carl McMillon	5-8	0.385
58Colleen Nass-Lewis	5-9	0.357
59Rob Radcliff	5-10	0.333
Peggy Jackson	4-8	0.333
61Dave Gaul	5-11	0.313
Galen Johnson	5-11	0.313
63Lisa Shollenberger	4-9	0.308
64Kevin Carter	3-9	0.25

65Ryan Westbrook	4-13	0.235
66Mike Hackett	3-10	0.231
67Ashleigh Varn	3-13	0.188
68Shawn Stone	2-10	0.167
Ric Cline	2-10	0.167
Christopher Mori	2-10	0.167
Robby Crownover	2-10	0.167
John Riddle	2-10	0.167
73Dave Shrieve	2-11	0.154
74Barbara Garmon	0-14	0

A1 Division Singles

Player	Record	Win %
1Mark Knight	12-1	0.923
2Doug Jeffcoat	14-4	0.778
3Dave Annas	12-4	0.75
Wil Tan	9-3	0.75
Ed Grubb	9-3	0.75
Matt Varnadoe	9-3	0.75
7Jason Kilts	11-5	0.688
8Jason Thomas	10-5	0.667
9Tom Brown	10-6	0.625
10David Page	9-6	0.6
11Tom Redick	10-7	0.588
12Jim Hunsberger	6-6	0.5
13John Strobel	7-8	0.467
John Willman	7-8	0.467
15Tom Kubel	8-11	0.421
16Lars Sauls	6-9	0.4
17PJ Sullivan	5-8	0.385

A2 Division Singles

Player	Record	Win %
1Mark Boudreaux	15-5	0.75
2Fulton Strathern	10-5	0.667
3Mike Reynolds	8-6	0.571
4Randy Wilcox	8-8	0.5
5Dennis Keever	7-9	0.438
6Sean O'Brien	8-11	0.421
7Ken Persson	7-10	0.412
Ed Bahor	7-10	0.412
9Don Moore	7-11	0.389
10Mike Dwight	5-8	0.385
11Rob Radcliff	5-10	0.333
12Galen Johnson	5-11	0.313
13Kevin Carter	3-9	0.25
14Christopher Mori	2-10	0.167
John Riddle	2-10	0.167
Robby Crownover	2-10	0.167

B Division Singles

Player	Record	Win %
1Donald Grubb	18-2	0.9
2Charlie Helms	12-3	0.8
3Chris Gaffney	10-3	0.769
4Jeff Allen	13-4	0.765
5Andrew Stahl	9-4	0.692
6Peter Kozak	11-5	0.688
Tim Kennedy	11-5	0.688
8David Limer	10-5	0.667
Chris Mincey	8-4	0.667
Matt Smith	8-4	0.667
11Danny Cross	11-6	0.647
Mike Burton	11-6	0.647
Adom Lubitz	11-6	0.647
14Wil James	9-5	0.643
Bob Rankl	9-5	0.643
16Peter Hoffmann	9-6	0.6
17Jimi Brooks	10-7	0.588
Brian Stinnett	10-7	0.588
19Yu-hsien Huang	7-5	0.583
20Kenny Johnson	11-8	0.579
21Brett Dicara	9-7	0.563
22Dave McEwen	10-10	0.5
Greg Conaway	8-8	0.5
Chris Smith	8-8	0.5

25Kyle Mills	6-7	0.462
26Eddie Jackson	7-9	0.438
27Fon Denton	6-8	0.429
28Tommy Adams	5-7	0.417
29Reggie Edwards	6-9	0.4
30Carl McMillon	5-8	0.385
31Colleen Nass-Lewis	5-9	0.357
32Peggy Jackson	4-8	0.333
33Dave Gaul	5-11	0.313
34Lisa Shollenberger	4-9	0.308
35Ryan Westbrook	4-13	0.235
36Mike Hackett	3-10	0.231
37Ashleigh Varn	3-13	0.188
38Ric Cline	2-10	0.167
Shawn Stone	2-10	0.167
40Dave Shrieve	2-11	0.154
41Barbara Garmon	0-14	0

Women Singles

Player	Record	Win %
1Yu-hsien Huang	7-5	0.583
2Colleen Nass-Lewis	5-9	0.357
3Peggy Jackson	4-8	0.333
4Lisa Shollenberger	4-9	0.308
5Ashleigh Varn	3-13	0.188
6Barbara Garmon	0-14	0

Overall Doubles

Player	Record	Win %
1Charlie Helms	12-2	0.857
2Jeff Allen	14-3	0.824
3Doug Jeffcoat	14-4	0.778
4Peter Kozak	12-4	0.75
Bob Rankl	12-4	0.75
Matt Varnadoe	9-3	0.75
7Mike Reynolds	11-4	0.733
Colleen Nass-Lewis	11-4	0.733
9Yu-hsien Huang	10-4	0.714
10Adom Lubitz	9-4	0.692
11Wil Tan	11-5	0.688
12Kenny Johnson	13-6	0.684
13Greg Conaway	10-5	0.667
Andrew Stahl	10-5	0.667
Jim Hunsberger	8-4	0.667
Danny Jones	8-4	0.667
17Tom Brown	9-5	0.643
Ed Grubb	9-5	0.643
19Eddie Jackson	10-6	0.625
20David Page	8-5	0.615
Chris Mincey	8-5	0.615
22Tom Redick	11-7	0.611
Ken Persson	11-7	0.611
24Donald Grubb	12-8	0.6
Brett Dicara	9-6	0.6
Tom Kubel	9-6	0.6
27Denise Brooks	7-5	0.583
Mike Hackett	7-5	0.583
John Willman	7-5	0.583
Anne Miesel	7-5	0.583
31Mike Burton	11-8	0.579
32Chris Gaffney	8-6	0.571
33Brian Stinnett	9-7	0.563
Sean O'Brien	9-7	0.563
35Dave Annas	11-9	0.55
Dave McEwen	11-9	0.55
37Matt Smith	7-6	0.539
38Jimi Brooks	8-7	0.533
John Strobel	8-7	0.533
40Fon Denton	9-8	0.529
Tim Kennedy	9-8	0.529
42Don Moore	10-10	0.5
Fulton Strathern	8-8	0.5
Peter Hoffmann	7-7	0.5
Kyle Mills	7-7	0.5

Chris Smith	7-7	0.5
47Reggie Edwards	8-9	0.471
48Jason Thomas	7-8	0.467
David Limer	7-8	0.467
Wil James	7-8	0.467
Jason Kilts	7-8	0.467
52James Mathewson III	6-7	0.462
53Lars Sauls	8-10	0.444
Mike Dwight	8-10	0.444
55Lisa Shollenberger	5-7	0.417
Hugh Findlay	5-7	0.417
57Galen Johnson	7-10	0.412
58Ed Bahor	6-9	0.4
Rob Radcliff	6-9	0.4
60Dave Shrieve	5-8	0.385
Anthony Jones	5-8	0.385
62Mark Boudreaux	7-12	0.368
63Carl McMillon	5-10	0.333
Danny Cross	5-10	0.333
Ryan Westbrook	5-10	0.333
Dave Gaul	5-10	0.333
Nat Hammer	4-8	0.333
68Dennis Keever	5-11	0.313
69Kevin Carter	4-9	0.308
70Randy Wilcox	4-10	0.286
Ashleigh Varn	4-10	0.286
72PJ Sullivan	4-12	0.25
73Joyce Owens	3-10	0.231
74Ric Cline	3-11	0.214
75Barbara Garmon	2-11	0.154
76Shawn Stone	2-13	0.133

A1 Division Doubles

Player	Record	Win %
1Doug Jeffcoat	14-4	0.778
2Matt Varnadoe	9-3	0.75
3Wil Tan	11-5	0.688
4Jim Hunsberger	8-4	0.667
5Tom Brown	9-5	0.643
Ed Grubb	9-5	0.643
7David Page	8-5	0.615
8Tom Redick	11-7	0.611
9Tom Kubel	9-6	0.6
10John Willman	7-5	0.583
11Dave Annas	11-9	0.55
12John Strobel	8-7	0.533
13Jason Thomas	7-8	0.467
Jason Kilts	7-8	0.467
15James Mathewson III	6-7	0.462
16Lars Sauls	8-10	0.444
17PJ Sullivan	4-12	0.25

A2 Division Doubles

Player	Record	Win %
1Mike Reynolds	11-4	0.733
2Ken Persson	11-7	0.611
3Sean O'Brien	9-7	0.563
4Don Moore	10-10	0.5
Fulton Strathern	8-8	0.5
6Mike Dwight	8-10	0.444
7Galen Johnson	7-10	0.412
8Ed Bahor	6-9	0.4
Rob Radcliff	6-9	0.4
10Mark Boudreaux	7-12	0.368
11Nat Hammer	4-8	0.333
12Dennis Keever	5-11	0.313
13Kevin Carter	4-9	0.308
14Randy Wilcox	4-10	0.286

B Division Doubles

Player	Record	Win %
1Charlie Helms	12-2	0.857
2Jeff Allen	14-3	0.824
3Bob Rankl	12-4	0.75
Peter Kozak	12-4	0.75
5Colleen Nass-Lewis	11-4	0.733

6Yu-hsien Huang	10-4	0.714
7Adom Lubitz	9-4	0.692
8Kenny Johnson	13-6	0.684
9Greg Conaway	10-5	0.667
Andrew Stahl	10-5	0.667
Danny Jones	8-4	0.667
12Eddie Jackson	10-6	0.625
13Chris Mincey	8-5	0.615
14Donald Grubb	12-8	0.6
Brett Dicara	9-6	0.6
16Denise Brooks	7-5	0.583
Mike Hackett	7-5	0.583
Anne Miesel	7-5	0.583
19Mike Burton	11-8	0.579
20Chris Gaffney	8-6	0.571
21Brian Stinnett	9-7	0.563
22Dave McEwen	11-9	0.55
23Matt Smith	7-6	0.539
24Jimi Brooks	8-7	0.533
25Tim Kennedy	9-8	0.529
Fon Denton	9-8	0.529
27Peter Hoffmann	7-7	0.5
Kyle Mills	7-7	0.5
Chris Smith	7-7	0.5
30Reggie Edwards	8-9	0.471
31Wil James	7-8	0.467
David Limer	7-8	0.467
33Hugh Findlay	5-7	0.417
Lisa Shollenberger	5-7	0.417
35Dave Shrieve	5-8	0.385
Anthony Jones	5-8	0.385
37Carl McMillon	5-10	0.333
Danny Cross	5-10	0.333
Ryan Westbrook	5-10	0.333
Dave Gaul	5-10	0.333
41Ashleigh Varn	4-10	0.286
42Joyce Owens	3-10	0.231
43Ric Cline	3-11	0.214
44Barbara Garmon	2-11	0.154
45Shawn Stone	2-13	0.133

OVERALL ASP'S

Player	ASP's	Games	ASP %
1Mark Knight	60	31	1.935
2Wil Tan	65.5	36	1.819
3Tom Brown	57.5	37	1.554
4Dave Annas	60	46	1.304
5Ken Persson	57	44	1.295
6Donald Grubb	62	49	1.265
7Doug Jeffcoat	57.5	46	1.25
8Tom Redick	53	44	1.205
9Tom Kubel	43.5	40	1.088
10 Jason Kilts	40	37	1.081
11 Jim Hunsberger	34	33	1.03
12 Charlie Helms	37	36	1.028
13 Ed Grubb	32.5	33	0.985
14 Mike Reynolds	36	38	0.947
15 John Willman	27	33	0.818
16 Jason Thomas	31	38	0.816
17 Chris Gaffney	26.5	34	0.779
18 Sean O'Brien	34	44	0.773
19 Dennis Keever	31.5	41	0.768
20 Ed Bahor	29	38	0.763
21 Lars Sauls	26	41	0.634
22 Galen Johnson	24.5	41	0.598
23 David Page	18.5	31	0.597
24 Mike Burton	26.5	46	0.576
25 Mark Boudreaux	26	48	0.542
26 Chris Mincey	15.5	30	0.517
27 Fulton Strathern	18.5	37	0.5
Peter Hoffmann	17.5	35	0.5
John Strobel	19.5	39	0.5
30 Rob Radcliff	18.5	38	0.487

31 Jeff Allen	20	43	0.465
32 Brian Stinnett	18.5	40	0.463
33 Danny Cross	17	37	0.459
34 James Mathewson III	14	31	0.452
35 Tim Kennedy	18	41	0.439
36 Kenny Johnson	19	46	0.413
37 PJ Sullivan	15	37	0.405
38 Colleen Nass-Lewis	14.5	36	0.403
39 Don Moore	18	46	0.391
40 Mike Dwight	13.5	36	0.375
41 Matt Smith	11.5	31	0.371
42 Dave McEwen	18.5	50	0.37
43 Randy Wilcox	12	34	0.353
44 Kyle Mills	12	35	0.343
Andrew Stahl	12	35	0.343
46 David Limer	11.5	36	0.319
47 Adom Lubitz	12	38	0.316
48 Peter Kozak	12.5	40	0.313
49 Wil James	11	36	0.306
50 Jimi Brooks	12	41	0.293
51 Dave Gaul	10	38	0.263
52 Eddie Jackson	9.5	39	0.244
53 Anthony Jones	8	33	0.242
54 Kevin Carter	7.5	33	0.227
55 Greg Conaway	8.5	39	0.218
56 Brett Dicara	8	37	0.216
57 Hugh Findlay	6.5	31	0.21
58 Dave Shrieve	7	34	0.206
59 Chris Smith	8	39	0.205
60 Yu-hsien Huang	6.5	33	0.197
61 Ashleigh Varn	6.5	39	0.167
62 Bob Rankl	4.5	38	0.118
63 Reggie Edwards	4.5	41	0.11
64 Carl McMillon	4	37	0.108
65 Fon Denton	4	40	0.1
66 Ryan Westbrook	4	41	0.098
67 Mike Hackett	1	31	0.032
Peggy Jackson	1	31	0.032
69 Lisa Shollenberger	1	34	0.029

A1 Division ASP's

Player	ASP's	Games	ASP %
1Mark Knight	60	31	1.935
2Wil Tan	65.5	36	1.819
3Tom Brown	57.5	37	1.554
4Dave Annas	60	46	1.304
5Doug Jeffcoat	57.5	46	1.25
6Tom Redick	53	44	1.205
7Tom Kubel	43.5	40	1.088
8Jason Kilts	40	37	1.081
9Jim Hunsberger	34	33	1.03
10 Ed Grubb	32.5	33	0.985
11 John Willman	27	33	0.818
12 Jason Thomas	31	38	0.816
13 Lars Sauls	26	41	0.634
14 David Page	18.5	31	0.597
15 John Strobel	19.5	39	0.5
16 James Mathewson III	14	31	0.452
17 PJ Sullivan	15	37	0.405

A2 Division ASP's

Player	ASP's	Games	ASP %
1Ken Persson	57	44	1.295
2Mike Reynolds	36	38	0.947
3Sean O'Brien	34	44	0.773
4Dennis Keever	31.5	41	0.768
5Ed Bahor	29	38	0.763
6Galen Johnson	24.5	41	0.598
7Mark Boudreaux	26	48	0.542
8Fulton Strathern	18.5	37	0.5
9Rob Radcliff	18.5	38	0.487
10 Don Moore	18	46	0.391
11 Mike Dwight	13.5	36	0.375
12 Randy Wilcox	12	34	0.353
13 Kevin Carter	7.5	33	0.227

B Division ASP's

Player	ASP's	Games	ASP %
1Donald Grubb	62	49	1.265
2Charlie Helms	37	36	1.028
3Chris Gaffney	26.5	34	0.779
4Mike Burton	26.5	46	0.576
5Chris Mincey	15.5	30	0.517
6Peter Hoffmann	17.5	35	0.5
7Jeff Allen	20	43	0.465
8Brian Stinnett	18.5	40	0.463
9Danny Cross	17	37	0.459
10 Tim Kennedy	18	41	0.439
11 Kenny Johnson	19	46	0.413
12 Colleen Nass-Lewis	14.5	36	0.403
13 Matt Smith	11.5	31	0.371
14 Dave McEwen	18.5	50	0.37
15 Kyle Mills	12	35	0.343
Andrew Stahl	12	35	0.343
17 David Limer	11.5	36	0.319
18 Adom Lubitz	12	38	0.316
19 Peter Kozak	12.5	40	0.313
20 Wil James	11	36	0.306
21 Jimi Brooks	12	41	0.293
22 Dave Gaul	10	38	0.263
23 Eddie Jackson	9.5	39	0.244
24 Anthony Jones	8	33	0.242
25 Greg Conaway	8.5	39	0.218
26 Brett Dicara	8	37	0.216
27 Hugh Findlay	6.5	31	0.21
28 Dave Shrieve	7	34	0.206
29 Chris Smith	8	39	0.205
30 Yu-hsien Huang	6.5	33	0.197
31 Ashleigh Varn	6.5	39	0.167
32 Bob Rankl	4.5	38	0.118
33 Reggie Edwards	4.5	41	0.11
34 Carl McMillon	4	37	0.108
35 Fon Denton	4	40	0.1
36 Ryan Westbrook	4	41	0.098
37 Peggy Jackson	1	31	0.032
Mike Hackett	1	31	0.032
39 Lisa Shollenberger	1	34	0.029

HCP

Overall Handicaps

1Mark Knight	22.58
2Tom Brown	21.53
3Wil Tan	20.55
4Dave Annas	19.17
5Steve Witz	17.12
6Tom Redick	17.07
7Ken Persson	16.96
8Charlie Helms	16.83
9Ed Grubb	16.67
10Jason Kilts	16.55
11Chris Boling	16.25
12Timmy King	16.23
13Doug Jeffcoat	16.17
14Jim Hunsberger	15.99
15Tom Kubel	15.97
16Matt Varnadoe	15.72
17Christopher Mori	15.58
18Ed Bahor	15.57
19Donald Grubb	15.51
20Mike Reynolds	15.26
21Jason Thomas	15.12
22John Poteat	14.82
23Sean O'Brien	14.71
24Randy Wilcox	14.55
25Jerry Shengulette	14.54
26Jon Randolph	14.49
27Kevin Scott	14.23
28Jeff Allen	14.2
29David Page	14.2

30Lars Sauls	14.19
31John Willman	14.15
32PJ Sullivan	14.1
33Galen Johnson	14.04
34Chris Mincey	13.87
35Gage Voegel	13.72
36Adom Lubitz	13.71
37John Strobel	13.65
38Peter Hoffmann	13.62
39Fulton Strathern	13.55
40Tim Kennedy	13.33
41Mark Boudreaux	13.22
42Danny Cross	13.06
43Chris Gaffney	13.04
44Dennis Keever	13.02
45Brian Stinnett	12.91
46Kenny Johnson	12.78
47Don Moore	12.77
48Andrew Stahl	12.76
49James Mathewson III	12.69
50Rob Radcliff	12.68
51Greg Conaway	12.68
52Dave McEwen	12.66
53Sam Lamson	12.65
54Bob Grayckowski	12.65
55Jon Tofte	12.6
56Wil James	12.39
57John Riddle	12.32
58Mike Burton	12.31
59Matt Smith	12.26
60Redd Dickerson	12.08
61David Limer	11.88
62Jason Kelly	11.82
63Mike Dwight	11.7
64Colleen Nass-Lewis	11.67
65Mark Sherman	11.65
66Cee Jay Dozar	11.58
67Jose' Mickens	11.57
68Pete Hall	11.56
69Yu-hsien Huang	11.49
70Chris Smith	11.26
71Hugh Findlay	11.24
72Kevin Carter	11.07
73Darrell Coleman	11.03
74Ryan Westbrook	11
75Kyle Mills	10.95
76Christine Conwell	10.72
77Brett Dicara	10.69
78Tommy Adams	10.58
79Carl McMillon	10.52
80Fon Denton	10.52
81Julie Wilcox	10.5
82Peter Kozak	10.44
83Deanna Marx	10.39
84Steve Kulig	10.32
85Reggie Edwards	10.21
86Buffy Jones	10.2
87Jimi Brooks	10.15
88Katie Young	10.13
89Don Richards	9.83
90Eddie Jackson	9.7
91Robby Crownover	9.68
92Karin Flowers	9.66
93Dave Shrieve	9.65
94Sam Young	9.58
95Paula Brown	9.5
96Chris Clewell	9.48
97Matt Rowland	9.47
98Corey O'Malley	9.46
99Nat Hammer	9.45
100Dave Gaul	9.36
101Shawn Stone	9.32
102Anne Miesel	9.25

103 Cyndi Chase	9.21
104 Neal Harrington	9.11
105 Danny Jones	8.97
106 Matt Sherman	8.85
107 Anthony Jones	8.79
108 Mike Fleeman	8.51
109 Denise Brooks	8.49
110 Patti Cutts	8.49
111 Bob Rankl	8.48
112 Joyce Owens	8.23
113 Ric Cline	7.98
114 Ashleigh Varn	7.76
115 Mike Hackett	7.48
116 Peggy Jackson	7.3
117 Barbara Garmon	7.07
118 Lisa Shollenberger	6.92

SPPD

Overall Season Points Per Dart

Player	PPD	Played %
1 Mark Knight	21.612	0.65
2 Tom Brown	21.35	0.8
3 Wil Tan	20.489	0.6
4 Dave Annas	19.386	0.8
5 Tom Redick	17.137	0.85
6 Ken Persson	16.962	0.85
7 Jason Kilts	16.854	0.8
8 Charlie Helms	16.83	0.75
9 Doug Jeffcoat	16.471	0.9
10 Matt Varnadoe	16.456	0.6
11 Tom Kubel	16.197	0.95
12 Ed Grubb	16.153	0.6
13 Mike Reynolds	16.051	0.7
14 Jason Thomas	15.861	0.75
15 Jim Hunsberger	15.724	0.6
16 Donald Grubb	15.507	1
17 Sean O'Brien	14.822	0.95
18 Ed Bahor	14.794	0.85
19 Christopher Mori	14.671	0.6
20 John Willman	14.64	0.75
21 John Strobel	14.248	0.75
22 Jeff Allen	14.202	0.85
23 David Page	14.035	0.75
24 Galen Johnson	13.983	0.8
25 Randy Wilcox	13.943	0.8
26 Lars Sauls	13.869	0.75
27 Chris Mincey	13.868	0.6
28 Adom Lubitz	13.481	0.85
29 PJ Sullivan	13.459	0.65
30 Wil James	13.325	0.7
31 Mark Boudreaux	13.219	1
32 Peter Hoffmann	13.181	0.75
33 Chris Gaffney	13.044	0.65
34 Tim Kennedy	12.959	0.8
35 Danny Cross	12.849	0.85
36 Don Moore	12.844	0.9
37 Andrew Stahl	12.842	0.65
38 Fulton Strathern	12.814	0.75
39 Brian Stinnett	12.785	0.85
40 Dennis Keever	12.696	0.8
41 Dave McEwen	12.656	1
42 Greg Conaway	12.589	0.8
43 Rob Radcliff	12.579	0.75
44 Kenny Johnson	12.466	0.95
45 Matt Smith	12.258	0.6
46 Colleen Nass-Lewis	12.193	0.7
47 David Limer	12.138	0.75
48 Mike Dwight	12.069	0.65
49 Mike Burton	11.605	0.85
50 Yu-hsien Huang	11.486	0.6
51 Chris Smith	11.423	0.8
52 Kevin Carter	11.168	0.6
53 John Riddle	11.096	0.6

54 Ryan Westbrook	11.002	0.85
55 Carl McMillon	10.765	0.65
56 Kyle Mills	10.743	0.65
57 Brett Dicara	10.693	0.8
58 Tommy Adams	10.581	0.6
59 Fon Denton	10.462	0.7
60 Jimi Brooks	10.43	0.85
61 Peter Kozak	10.414	0.8
62 Robby Crownover	10.351	0.6
63 Reggie Edwards	10.267	0.75
64 Dave Shrieve	9.948	0.65
65 Eddie Jackson	9.67	0.8
66 Dave Gaul	9.364	0.8
67 Shawn Stone	9.322	0.6
68 Ric Cline	9.006	0.6
69 Bob Rankl	8.832	0.7
70 Peggy Jackson	8.357	0.6
71 Ashleigh Varn	7.746	0.8
72 Mike Hackett	7.475	0.65
73 Barbara Garmon	7.457	0.7
74 Lisa Shollenberger	6.921	0.65

A1 Season Points Per Dart

Player	PPD	Played %
1 Mark Knight	21.612	0.65
2 Tom Brown	21.35	0.8
3 Wil Tan	20.489	0.6
4 Dave Annas	19.386	0.8
5 Tom Redick	17.137	0.85
6 Jason Kilts	16.854	0.8
7 Doug Jeffcoat	16.471	0.9
8 Matt Varnadoe	16.456	0.6
9 Tom Kubel	16.197	0.95
10 Ed Grubb	16.153	0.6
11 Jason Thomas	15.861	0.75
12 Jim Hunsberger	15.724	0.6
13 John Willman	14.64	0.75
14 John Strobel	14.248	0.75
15 David Page	14.035	0.75
16 Lars Sauls	13.869	0.75
17 PJ Sullivan	13.459	0.65

A2 Season Points Per Dart

Player	PPD	Played %
1 Ken Persson	16.962	0.85
2 Mike Reynolds	16.051	0.7
3 Sean O'Brien	14.822	0.95
4 Ed Bahor	14.794	0.85
5 Christopher Mori	14.671	0.6
6 Galen Johnson	13.983	0.8
7 Randy Wilcox	13.943	0.8
8 Mark Boudreaux	13.219	1
9 Don Moore	12.844	0.9
10 Fulton Strathern	12.814	0.75
11 Dennis Keever	12.696	0.8
12 Rob Radcliff	12.579	0.75
13 Mike Dwight	12.069	0.65
14 Kevin Carter	11.168	0.6
15 John Riddle	11.096	0.6
16 Robby Crownover	10.351	0.6

B Season Points Per Dart

Player	PPD	Played %
1 Charlie Helms	16.83	0.75
2 Donald Grubb	15.507	1
3 Jeff Allen	14.202	0.85
4 Chris Mincey	13.868	0.6
5 Adom Lubitz	13.481	0.85
6 Wil James	13.325	0.7
7 Peter Hoffmann	13.181	0.75
8 Chris Gaffney	13.044	0.65
9 Tim Kennedy	12.959	0.8
10 Danny Cross	12.849	0.85
11 Andrew Stahl	12.842	0.65
12 Brian Stinnett	12.785	0.85
13 Dave McEwen	12.656	1

14 Greg Conaway	12.589	0.8
15 Kenny Johnson	12.466	0.95
16 Matt Smith	12.258	0.6
17 Colleen Nass-Lewis	12.193	0.7
18 David Limer	12.138	0.75
19 Mike Burton	11.605	0.85
20 Yu-hsien Huang	11.486	0.6
21 Chris Smith	11.423	0.8
22 Ryan Westbrook	11.002	0.85
23 Carl McMillon	10.765	0.65
24 Kyle Mills	10.743	0.65
25 Brett Dicara	10.693	0.8
26 Tommy Adams	10.581	0.6
27 Fon Denton	10.462	0.7
28 Jimi Brooks	10.43	0.85
29 Peter Kozak	10.414	0.8
30 Reggie Edwards	10.267	0.75
31 Dave Shrieve	9.948	0.65
32 Eddie Jackson	9.67	0.8
33 Dave Gaul	9.364	0.8
34 Shawn Stone	9.322	0.6
35 Ric Cline	9.006	0.6
36 Bob Rankl	8.832	0.7
37 Peggy Jackson	8.357	0.6
38 Ashleigh Varn	7.746	0.8
39 Mike Hackett	7.475	0.65
40 Barbara Garmon	7.457	0.7
41 Lisa Shollenberger	6.921	0.65

Womens Season Points Per Dart

Player	PPD	Played %
1 Colleen Nass-Lewis	12.193	0.7
2 Yu-hsien Huang	11.486	0.6
3 Peggy Jackson	8.357	0.6
4 Ashleigh Varn	7.746	0.8
5 Barbara Garmon	7.457	0.7
6 Lisa Shollenberger	6.921	0.65

Match Results 7/31-8/2

Feast or Famine 6

Puppies 13

ASP's: Feast or Famine

Jason Kilts - t34

Tom Brown - 5m 6m 4b

Mark Knight - t25 t40 5m 5m 7m 3b

Wil Tan - t 7m 6m 7m 5m 4b 3b

Jason Thomas - t

ASP's: Puppies

Doug Jeffcoat - t t 3b

David Page - t t 5m

Jim Hunsberger - t t

Tom Redick - t t 9m 5m

Team 301Crk601DCk801Tot

Feast or Famine 1 1 0 4 0 6

Puppies 3 3 4 0 3 13

Match Dart: David Page

W.T.F. 5

Chapel Heel Boyz 14

ASP's: W.T.F.

John Strobel - t

Lars Sauls - t t 5m

Gage Vogele - t 5m

PJ Sullivan - 5m

ASP's: Chapel Heel Boyz

Steve Witz - t25 5m 5m 3bo

Tom Kubel - t 6m 5m 5m t40 5m

Matt Varnadoe - t25 t18 3b

Dave Annas - t40 t25 5m 3b 5m 5m 6m t

Team 301Crk601DCk801Tot

W.T.F. 2 0 0 0 3 5

Chapel Heel Boyz 2 4 4 4 0 14

Match Dart: Steve Witz

More Cowbell 11

Whatever 8

ASP's: More Cowbell

Ed Bahor - 5m 5m t 5m

Mike Reynolds - 5m 5m 5m 3bo 5m

ASP's: Whatever

Dennis Keever - 6m

John Riddle - 6m 6m

Mike Dwight - 5m t33

Christopher Mori - 5m

Galen Johnson - t23 5m 5m

Team 301Crk601DCk801Tot

More Cowbell 2 2 2 2 3 11

Whatever 2 2 2 2 0 8

Match Dart: None Reported

New Blood Outlawz 4

Dysfunctional Dogs 15

ASP's: New Blood Outlawz

Jimi Brooks - t 3b

ASP's: Dysfunctional Dogs

Bob Rankl - t32

Colleen Nass-Lewis - t20

Karin Flowers - t15 5m

Tim Kennedy - 7m 3b

Team 301Crk601DCk801Tot

New Blood Outlawz 2 2 0 0 0 4

Dysfunctional Dogs 2 2 4 4 3 15

Match Dart: None Reported

Team America 6

Objet Dee'Zire 13

ASP's: Team America

Julie Wilcox - 5m

Kevin Scott - t

Rob Radcliff - 5m 5m

Kevin Carter - 6m 5m

ASP's: Objet Dee'Zire

Sean O'Brien - t40 t 5m 5m 5m 5m t08 t21

Mark Boudreaux - t22 9m

Fulton Strathern - t16 5m

Ken Persson - 6m 6m t t20 t t25 5m 3b

Team 301Crk601DCk801Tot

Team America 2 0 0 4 0 6

Objet Dee'Zire 2 4 4 0 3 13

Match Dart: None Reported

Inside the Wire 8

Strokin' 11

ASP's: Inside the Wire

Mike Fleeman - t 5m

Patti Cutts - 5m

ASP's: Strokin'

Greg Conaway - t t 5m

Peggy Jackson - 5m

Team 301Crk601DCk801Tot

Inside the Wire 2 2 2 2 0 8

Strokin' 2 2 2 2 3 11

Match Dart: Joyce Owens

Wall Bangers 10

Saddle Up 9

ASP's: Wall Bangers

Dave McEwen - 3b

Dave Gaul - 5m

ASP's: Saddle Up

Chris Mincey - t20 t t40

Jeff Allen - 6m

Charlie Helms - 6m t40 t

Matt Smith - 5m 5m

Team 301Crk601DCk801Tot

Wall Bangers 3 0 2 2 3 10

Saddle Up 1 4 2 2 0 9

Match Dart: Dave McEwen

Driving On 12

AL East 7

ASP's: Driving On

Paula Brown - 5m t18 5m

Donald Grubb - 6m 3bo t25 t40

Chris Smith - 3b

ASP's: AL East

Kyle Mills - t

Hugh Findlay - t21 t02

Peter Hoffmann - 7m 5m 5m 7m

Brett Dicara - t20

Team 301Crk601DCk801Tot

Driving On 3 2 0 4 3 12

AL East 1 2 4 0 0 7

Match Dart: Chris Smith

Fight Like Hell 10

Armed & Hammered 9

ASP's: Fight Like Hell

Matt Rowland - t40 5m t32

Jason Kelly - t

Brian Stinnett - 7m t21 5m

Danny Cross - 5m 5m 5m

ASP's: Armed & Hammered

Kenny Johnson - t11 5m

Mike Burton - 5m 5m t15 t

Chris Gaffney - t 6m t t35

Team 301Crk601DCk801Tot

Fight Like Hell 1 2 2 2 3 10


Armed & Hammered 3 2 2 2 0 9

Match Dart: Brian Stinnett

Player	Hppd	301	Crk	601	Dcrk	801	Asp	gms	%	Player	Hppd	301	Crk	601	Dcrk	801	Asp	gms	%
Chapel Heel Boyz : A1 Division																			
Steve Witz	17.12	3-2	3-3	3-1	1-4	3-3	28.0	26	1.077	Fon Denton	10.52	4-3	2-5	3-6	6-2	5-4	4.0	40	0.100
Tom Kubel	15.97	3-6	5-5	3-3	6-3	3-3	43.5	40	1.088	Donald Grubb	15.51	10-0	8-2	7-3	5-5	6-3	62.0	49	1.265
James Mathewson III	12.69	2-5	2-2	4-4	2-3	4-3	14.0	31	0.452	Cyndi Chase	9.21	3-6	0-2	2-5	1-1	5-2	2.5	27	0.093
Corey O'Malley	9.46	5-2	1-3	3-4	2-2	5-1	11.5	28	0.411	Neal Harrington	9.11	0-1	1-5	3-2	2-3	0-1	2.5	18	0.139
Matt Varnadoe	15.72	4-2	5-1	4-1	5-2	3-2	26.0	29	0.897	Chris Smith	11.26	6-3	2-5	4-2	3-5	5-4	8.0	39	0.205
Dave Annas	19.17	3-3	9-1	5-5	6-4	6-4	60.0	46	1.304	Dysfunctional Dogs : B Division									
Feast or Famine : A1 Division										Sam Lamson	12.65	2-0	3-1	1-1	3-0	3-1	6.0	15	0.400
Jason Kilts	16.55	6-3	5-2	4-4	3-4	4-2	40.0	37	1.081	Bob Rankl	8.48	5-2	4-3	7-1	5-3	5-3	4.5	38	0.118
Tom Brown	21.53	5-3	5-3	2-3	7-2	4-3	57.5	37	1.554	Steve Kullig	10.32	1-1	1-1	1-0	1-1	1-0	1.0	8	0.125
Mark Knight	22.58	6-0	6-1	1-3	4-3	5-2	60.0	31	1.935	Colleen Nass-Lewis	11.67	3-5	2-4	5-2	6-2	5-2	14.5	36	0.403
Wil Tan	20.55	5-2	4-1	5-3	6-2	4-4	65.5	36	1.819	Danny Jones	8.97	2-3	3-2	4-2	4-2	3-2	4.0	27	0.148
Jason Thomas	15.12	4-3	6-2	3-7	4-1	5-3	31.0	38	0.816	Karin Flowers	9.66	3-1	3-1	3-2	2-1	4-1	7.0	21	0.333
Timmy King	16.23	2-1	2-3	3-2	4-0	2-2	20.5	21	0.976	Tim Kennedy	13.33	6-2	5-3	5-4	4-4	6-2	18.0	41	0.439
Puppies : A1 Division										Fight Like Hell : B Division									
Doug Jeffcoat	16.17	6-3	8-1	5-4	9-0	7-3	57.5	46	1.250	Anthony Jones	8.79	3-2	4-1	0-5	5-3	6-4	8.0	33	0.242
Bob Graycowski	12.65	1-1	1-3	2-0	2-1	1-1	2.0	13	0.154	Matt Rowland	9.47	4-2	2-3	6-2	1-1	4-4	8.0	29	0.276
Ed Grubb	16.67	4-1	5-2	4-3	5-2	5-2	32.5	33	0.985	Jason Kelly	11.82	1-3	1-3	2-4	3-2	3-1	7.5	23	0.326
David Page	14.20	6-2	3-4	5-4	3-1	2-1	18.5	31	0.597	David Limer	11.88	4-4	6-1	4-4	3-4	4-2	11.5	36	0.319
Jim Hunsberger	15.99	4-4	2-2	3-1	5-3	6-3	34.0	33	1.030	Brian Stinnett	12.91	5-4	5-3	6-2	3-5	5-2	18.5	40	0.463
Tom Redick	17.07	4-4	6-3	5-4	6-3	7-2	53.0	44	1.205	Danny Cross	13.06	4-3	7-3	2-3	3-7	2-3	17.0	37	0.459
W.T.F. : A1 Division										Inside the Wire : B Division									
John Poteat	14.82	3-2	3-3	1-5	3-2	1-3	19.0	26	0.731	Mike Fleeman	8.51	4-1	1-3	1-2	0-6	2-3	8.5	23	0.370
John Strobel	13.65	5-5	2-3	5-3	3-4	4-5	19.5	39	0.500	Dave Shrieve	9.65	1-6	1-5	3-2	2-6	3-5	7.0	34	0.206
John Willman	14.15	3-6	4-2	3-3	4-2	2-4	27.0	33	0.818	Barbara Garmon	7.07	0-7	0-7	1-8	1-3	3-2	0.0	32	0.000
Lars Sauls	14.19	4-2	2-7	4-5	4-5	4-4	26.0	41	0.634	Patti Cutts	8.49	1-3	1-5	2-4	0-4	2-3	4.0	25	0.160
Gage Voegel	13.72	4-1	0-6	3-0	2-3	2-3	15.5	24	0.646	Buffy Jones	10.20	0-2	0-0	0-2	0-2	0-0	0.0	6	0.000
PJ Sullivan	14.10	3-2	2-6	2-6	2-6	3-5	15.0	37	0.405	Sam Young	9.58	0-4	3-3	1-3	1-3	2-2	5.5	22	0.250
More Cowbell : A2 Division										Shawn Stone	9.32	1-5	1-5	0-7	2-6	4-5	0.0	36	0.000
Robby Crownover	9.68	1-8	1-2	4-4	1-1	3-3	1.5	28	0.054	New Blood Outlawz : B Division									
Don Moore	12.77	5-5	2-6	6-4	4-6	4-4	18.0	46	0.391	Jimi Brooks	10.15	5-4	5-3	3-4	5-3	3-6	12.0	41	0.293
Ed Bahor	15.57	4-4	3-6	3-3	3-6	3-3	29.0	38	0.763	Denise Brooks	8.49	1-4	0-3	4-2	3-3	2-4	3.0	26	0.115
Nat Hammer	9.45	1-1	1-7	2-3	2-5	4-3	1.0	29	0.034	Reggie Edwards	10.21	3-3	3-6	5-4	3-5	3-6	4.5	41	0.110
Mike Reynolds	15.26	2-4	6-2	5-2	6-2	5-4	36.0	38	0.947	Jon Tofte	12.60	2-3	3-2	2-2	4-1	0-1	14.5	20	0.725
Chris Boling	16.25	2-2	4-0	2-2	2-2	1-3	20.0	20	1.000	Ryan Westbrook	11.00	3-5	1-8	2-6	3-4	3-6	4.0	41	0.098
Objet Dee'Zire : A2 Division										Saddle Up : B Division									
Sean O'Brien	14.71	4-5	4-6	4-3	5-4	5-4	34.0	44	0.773	Yu-hsien Huang	11.49	2-4	5-1	5-3	5-1	5-2	6.5	33	0.197
Deanna Marx	10.39	2-5	1-1	2-5	1-3	4-3	5.5	27	0.204	Chris Mincey	13.87	3-2	5-2	3-3	5-2	3-2	15.5	30	0.517
Mark Boudreaux	13.22	8-2	7-3	3-6	4-6	5-4	26.0	48	0.542	Jeff Allen	14.20	6-3	7-1	7-1	7-2	6-3	20.0	43	0.465
Fulton Strathern	13.55	4-2	6-3	4-4	4-4	4-2	18.5	37	0.500	Katie Young	10.13	3-2	0-1	2-4	1-0	2-3	0.0	18	0.000
Ken Persson	16.96	2-6	5-4	5-4	6-3	6-3	57.0	44	1.295	Charlie Helms	16.83	5-1	7-2	3-2	9-0	4-3	37.0	36	1.028
Team America : A2 Division										Matt Smith	12.26	4-2	4-2	4-2	3-4	3-3	11.5	31	0.371
Pete Hall	11.56	5-3	0-2	3-5	0-1	2-5	5.0	26	0.192	Shaken Not Stirred : B Division									
Jerry Shengulette	14.54	3-2	1-1	2-2	2-3	3-2	10.5	21	0.500	Mark Sherman	11.65	4-0	3-1	2-2	2-2	2-2	1.0	20	0.050
Julie Wilcox	10.50	0-1	3-7	1-0	3-6	1-2	6.5	24	0.271	Matt Sherman	8.85	1-3	2-2	2-2	0-4	3-1	9.0	20	0.450
Randy Wilcox	14.55	2-5	6-3	3-3	1-7	0-4	12.0	34	0.353	Eddie Jackson	9.70	3-3	4-6	3-3	7-3	4-3	9.5	39	0.244
Kevin Scott	14.23	4-2	1-1	3-2	2-3	3-2	4.5	23	0.196	Ric Cline	7.98	1-7	1-3	3-6	0-5	6-3	0.0	35	0.000
Rob Radcliff	12.68	4-2	1-8	3-6	3-3	3-5	18.5	38	0.487	Jon Randolph	14.49	2-3	3-3	1-5	1-4	2-2	15.5	26	0.596
Kevin Carter	11.07	1-5	2-4	3-4	1-5	4-4	7.5	33	0.227	Peter Kozak	10.44	6-2	5-3	5-3	7-1	6-2	12.5	40	0.313
Whatever : A2 Division										Chris Clewell	9.48	1-0	1-0	0-0	1-0	1-0	1.0	4	0.250
Dennis Keever	13.02	2-4	5-5	3-3	2-8	2-7	31.5	41	0.768	Strokin' : B Division									
Don Richards	9.83	3-7	1-0	4-5	0-1	2-6	6.0	29	0.207	Jose' Mickens	11.57	2-0	0-1	0-1	0-1	0-0	1.0	5	0.200
John Riddle	12.32	0-6	2-4	3-2	0-4	1-6	9.5	28	0.339	Cee Jay Dozar	11.58	2-2	1-4	1-4	1-4	1-2	4.5	22	0.205
Mike Dwight	11.70	1-4	4-4	4-5	4-5	1-4	13.5	36	0.375	Carl McMillon	10.52	1-3	4-5	2-4	3-6	3-6	4.0	37	0.108
Christopher Mori	15.58	2-3	0-7	2-1	3-4	1-2	19.0	25	0.760	Joyce Owens	8.23	2-5	1-3	2-5	1-5	1-2	0.0	27	0.000
Galen Johnson	14.04	2-6	3-5	4-4	3-6	1-7	24.5	41	0.598	Greg Conaway	12.68	3-4	5-4	3-3	7-2	4-4	8.5	39	0.218
AL East : B Division										Peggy Jackson	7.30	4-5	0-3	3-5	1-2	4-4	1.0	31	0.032
Kyle Mills	10.95	4-5	2-2	3-3	4-4	2-6	12.0	35	0.343	Ashleigh Varn	7.76	1-6	2-7	1-6	3-4	3-6	6.5	39	0.167
Hugh Findlay	11.24	2-2	7-0	1-3	4-4	3-5	6.5	31	0.210	Wall Bangers : B Division									
Peter Hoffmann	13.62	3-4	6-2	4-3	3-4	1-5	17.5	35	0.500	Dave McEwen	12.66	6-4	4-6	6-4	5-5	5-5	18.5	50	0.370
Andrew Stahl	12.76	3-2	6-2	5-3	5-2	1-6	12.0	35	0.343	Darrell Coleman	11.03	1-1	2-2	3-1	3-1	2-2	4.5	18	0.250
Tommy Adams	10.58	3-4	2-3	3-3	3-1	3-2	8.0	27	0.296	Anne Miesel	9.25	1-2	3-4	1-2	6-3	3-1	5.0	26	0.192
Brett Dicara	10.69	5-3	4-4	6-3	3-3	2-4	8.0	37	0.216	Lisa Shollenberger	6.92	3-6	1-3	5-4	0-3	5-4	1.0	34	0.029
Armed & Hammered : B Division										Dave Gaul	9.36	5-2	0-9	3-3	2-7	3-4	10.0	38	0.263
Kenny Johnson	12.78	5-4	6-4	5-4	8-2	4-4	19.0	46	0.413	Mike Hackett	7.48	3-5	0-5	5-2	2-3	2-4	1.0	31	0.032
Redd Dickerson	12.08	0-0	0-0	0-0	0-0	0-0	0.0	0	0.000	Christine Conwell	10.72	0-0	0-0	1-0	0-0	0-0	0.0	1	0.000
Adom Lubitz	13.71	5-4	6-2	5-2	4-2	4-4	12.0	38	0.316										
Wil James	12.39	4-4	5-1	5-3	2-5	1-6	11.0	36	0.306										
Mike Burton	12.31	4-4	7-2	6-3	5-5	4-6	26.5	46	0.576										
Chris Gaffney	13.04	4-2	6-1	5-2	3-4	3-4	26.5	34	0.779										
Driving On : B Division																			
Paula Brown	9.50	3-0	3-4	3-0	5-2	3-2	7.0	25	0.280										

Team	Pts	301	Crk	601	Dck	801	ASP	W/L	Pts	SPPD
A1 Division										
1 Puppies	125	25-15	25-15	12-8	15-5	7-3	197.5	6-4	125	15.692
2 Feast or Famine	120	28-12	28-12	9-11	14-6	6-4	274.5	8-2	120	18.823
3 Chapel Heel Boyz	107	20-20	25-15	11-9	11-9	6-4	183	7-3	107	16.133
4 W.T.F.	83	22-18	13-27	9-11	9-11	4-6	122	4-6	83	14.105
A2 Division										
1 Objet Dee'Zire	99	20-20	23-17	9-11	10-10	6-4	141	7-3	99	14.203
2 More Cowbell	87	15-25	17-23	11-9	9-11	5-5	105.5	5-5	87	13.309
3 Team America	76	20-20	14-26	9-11	6-14	4-6	64.5	2-8	76	12.865
4 Whatever	63	10-30	15-25	10-10	6-14	2-8	104	1-9	63	12.752
B Division										
1 Saddle Up	127	25-15	30-10	12-8	15-5	6-4	90.5	8-2	127	13.594
2 Dysfunctional Dogs	120	24-16	23-17	13-7	13-7	7-3	55	6-4	120	10.811
3 Armed & Hammered	112	22-18	30-10	13-7	11-9	4-6	95	6-4	112	12.743
4 Driving On	106	27-13	17-23	11-9	11-9	6-4	86	7-3	106	11.534
5 Fight Like Hell	104	22-18	26-14	10-10	9-11	6-4	70.5	7-3	104	11.276
6 AL East	100	20-20	27-13	11-9	11-9	3-7	64	5-5	100	11.589
7 Shaken Not Stirred	89	18-22	19-21	8-12	9-11	6-4	48.5	6-4	89	10.411
8 Wall Bangers	85	20-20	11-29	12-8	9-11	5-5	40	5-5	85	9.386
9 New Blood Outlawz	83	15-21	12-24	8-10	9-9	3-6	38	3-7	83	10.572
10 Strokin'	68	15-25	13-27	6-14	8-12	4-6	25.5	2-8	68	10.126
11 Inside the Wire	42	8-28	8-28	4-14	3-15	4-5	25	0-10	42	8.882

Hot Darts Summer 2007

Low Singles 301	Low Singles Cricket	High Outs
A1/A2 DIVISION 11 (391) Mark Knight 6/05/07 B Division 10 (301) Charlie Helms 05/22/07	A1/A2 DIVISION 18 (+0) Sean O'Brien 06/05/07 B Division 24 (+80) Donald Grubb 05/15/07	A1/A2 DIVISION 160 Jason Kilts 06/26/07 B Division 136 Chris Gaffney 05/22/07
Low Doubles 601	Low Doubles Cricket	Low 4-Person 801
A1/A2 DIVISION 21 (676) Tom Reddick/David Page 07/17/07 B Division 30 (676) Adom Lubitz/Kenny Johnson 05/15/07	A1/A2 DIVISION 18(+160) Mark Knight/Tom Brown 07/10/07 B Division 29 Karin Flowers/Colleen Nass-Lewis 07/31/07	A1/A2 DIVISION 37 (901) Wil Tan/Tom Brown/Jason Thomas/Jason Kilts 05/22/07 B Division 44 (801) Dave McEwen/Darrell Coleman/Lisa Shollenberger/Mike Hackett 06/19/07
Perfect Throws	Perfect Throws	
Ton 80s Doug Jeffcoat 05/29/07 Jason Kilts 05/29/07 Mark Knight 06/05/07 Tom Brown 6/26/07 & 7/10/07 Dennis Keever 06/26/07 Mark Boudreaux 7/10/07 Donald Grubb 07/17/07 9 Mark Danny Buckles 4/21/07 (LOD) Ed Grubb 4/21/07 (LOD) Dave Annas 05/15/07 Donald Grubb 05/29/07 Tom Redick 05/29/07 & 06/05/07 & 07/17/07 & 7/31/07 David Page 06/05/07 John Poteat 06/19/07 Tom Brown 06/19/07 Mark Knight 07/10/07 & 07/17/07 Fulton Strathern 7/10/07 Mark Boudreaux 7/31/07	8 Marks (trip, trip + 2B) None Reported 7 (Trip, DB, DB) None Reported 6 Bulls Wil Tan 05/29/07	